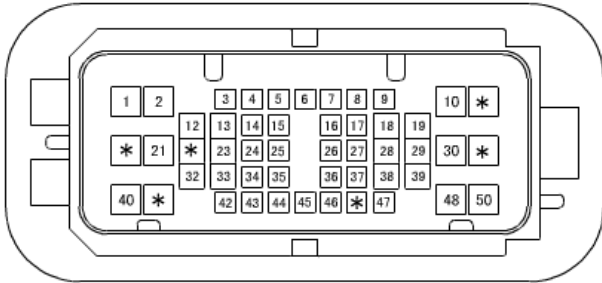


线束连接(11)

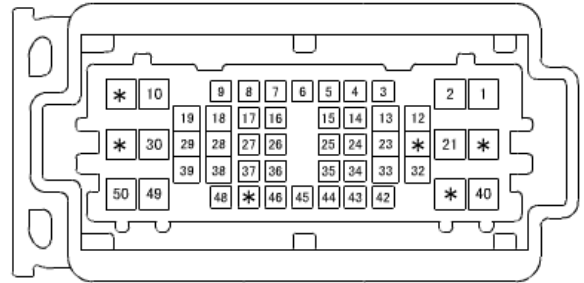
CV90-11

FD11 底板线束至驾驶席车门线束连接

- 50公/黑色 (AMP\_025060110WP\_50M\_B\_DOOR. SLD)
- 底板线束

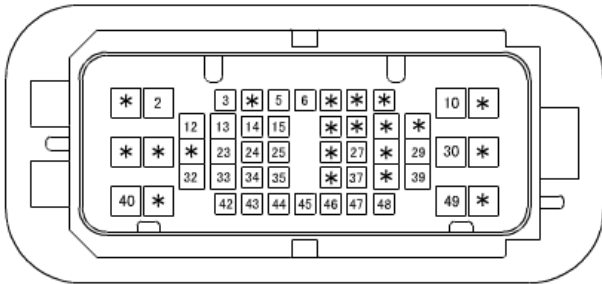


- 50母/黑色 (AMP\_025060110WP\_50F\_B\_DOOR. SLD)
- 驾驶席车门线束



FD21 底板线束至助手席车门线束连接

- 50公/黑色 (AMP\_025060110WP\_50M\_B\_DOOR. SLD)
- 底板线束



- 50母/黑色 (AMP\_025060110WP\_50F\_B\_DOOR. SLD)
- 助手席车门线束

